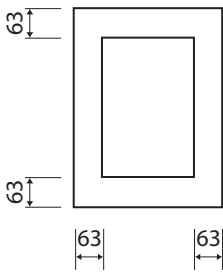
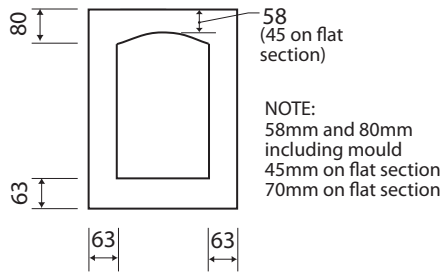


Ordering Information - Reference Guide

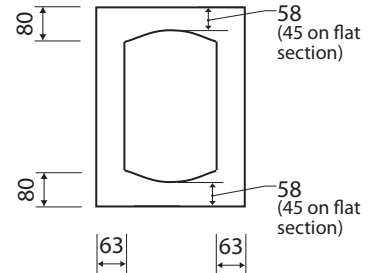
SQUARE DOOR



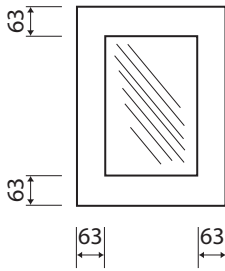
ARCH DOOR



DOUBLE ARCH

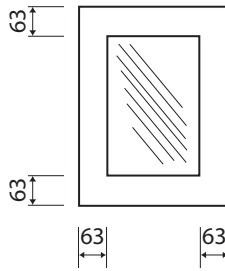


FRAME ONLY - all door designs, except FTD 7



SQUARE OR ARCH
Rebate = 13mm wide x 8mm deep (rebate = rounded corners)

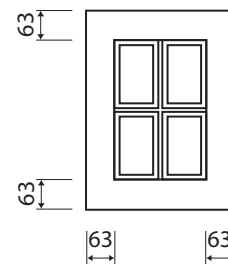
FRAME ONLY - door design FTD 7



SQUARE OR ARCH
Rebate = 5mm wide x 10mm deep 13mm

COLONIAL BARS

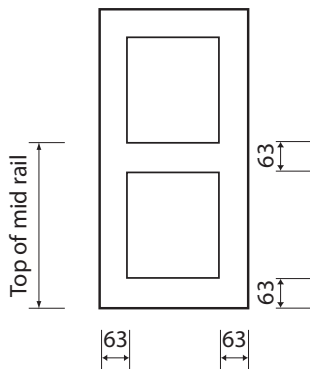
(ALL PROFILES WILL BE MADE AS FTD 12 COLONIAL BARS, INCLUDING FTD 8, FTD 11 & FTD 22) FTD 7 & FTD 18 PROFILES CAN BE MADE AS SQUARE COLONIAL BARS, ONLY WHEN REQUESTED UPON ORDERING



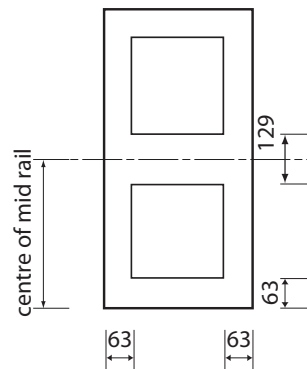
Bar size:
Approx. 33mm

SQUARE OR ARCH
Rebate = 13mm wide x 8mm deep (rebate = rounded corners)

PANTRY DOOR WITH STANDARD CENTRE RAIL



PANTRY DOOR WITH WIDE CENTRE RAIL



PLEASE NOTE:
Pantry doors cannot be guaranteed without a support centre rail.

Drawer Explanatory Notes

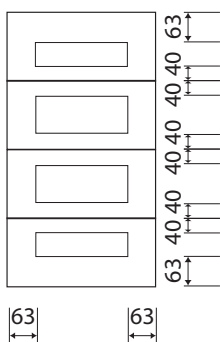
Drawers can be ordered as a bank/drawer set or as full rails. Drawer gaps: standard 2-3mm allowance.

Drawer bank: 1/2 mid rails (split rails)

Supplied as a bank, unless notified for us to cut to size.

Full Rail Drawers

Please state "Full rail drawers" when ordering so we can match grain



Equal Fronts

