

# Finer

•TIMBER DOORS•  
& JOINERY



“A HANDCRAFTED TIMBER *experience*”



# Contents

About Us & Our Guarantee	4
Natural Timber Colours	6
Doors Section	10
Finer’s Unique Range of Doors	28
Solid Timber Benchtops	38
Solid Timber and Mouldings	42
Front and Internal Doors	46
Custom Joinery	48
Timber Veneer & Plywood	50
2 Pack Clear Polyurethane Coatings	52
2 Pack Paint	54
Gallery	56

“We produce innovative,  
unique and stylish products...”



# About Us & Our Guarantee

We create handmade, elegant, unique & bespoke, timber doors, benchtops & custom joinery...



Finer Timber Doors & Joinery is an Australian family business, which has been manufacturing quality cabinet timber doors and benchtops since 1994.

***We are a proud, Australian, family-owned business and we pride ourselves on our exceptionally high standard of craftsmanship.***

We have a passion for timber and believe our knowledge can provide customers with the right choice when deciding on timber and style of their cabinetry doors.

Through unique craftsmanship, we produce quality timber doors and speciality joinery while providing flexibility for personal taste. We also manufacture custom joinery & front doors that can create the ultimate first impression.

With experienced staff and state-of-the art machinery completes our product of exceptional standard and lasting quality.

We strive to provide lasting value through our high standards in production and provide the care and detail to meet your requirements.

*"We have a passion for timber"*



## Our Guarantee

Finer Timber Doors & Joinery is an all Australian manufacturer, producing all products on site. We guarantee our timber products against defects by design, workmanship and/or the use of faulty raw materials, fair wear and tear excluded.

Colour and grain variations occur naturally in timber and are not considered a defect. All timbers are colour matched by hand to achieve a consistent result as is humanly possible.

Structural failure due to excessive alteration or abuse is not covered by warranty.

The guarantee does not extend in any way to workmanship or damage that has occurred during the handling and delivery. All our products are individually checked before leaving our premises.

Finer Timber Doors & Joinery will agree to repair or replace at its discretion. Unfinished doors found to be defective within the meaning of this warranty and is limited to the purchase price of the originally supplied doors.



# Natural Timber Colours

*Each piece of timber is unique*

Finer Timber Doors & Joinery provides a wide range of timber species to assist you with your personal requirements.

The timber colours shown are an indication only. Due to timber having a common variation in colour, you will not receive the exact colour that you see.

## Sustainability of our Timbers

Our timbers are sourced from suppliers who identify environmental sustainability as a principle factor in any current or future operations in the forest products industry.

All of our Australian Timbers are sourced from sustainably managed and PEFC Certified Temperature Forests.

Timbers from overseas are sourced principally from forests with international classification.



## Select Grade Timbers

Low or minimal natural features



American Cherry



American Oak



American Walnut




American White Ash



American White Ash-Cambia



Baltic Pine



Blackbutt



Blackwood



Celery Top Pine



European Beech



European Oak



Hoop Pine



Ironbark Red



Jarrah



Knotty Pine/  
Radiata Pine



Makore



New Guinea  
Rosewood



NZ Pine/Clear Pine



Red Gum Select  
Grade



Oregon

*our timber*



Rock Maple




Sapele



Spotted Gum



Sydney Blue Gum



Tasmanian Myrtle



Tasmanian Oak



Western Red Cedar



Spotted Gum



Silky Oak



Victorian Ash

## Natural Feature Grade Timbers (NFG)

A moderate to high amounts of natural features. This timber provides interesting natural growth characteristics: gum vein pockets, knots, colour streaks, cracks and grub holes.



Blackwood NFG



Messmate NFG



Red Gum NFG





# Doors Section

When it comes to choosing your Cabinet Door Style, the possibilities are endless.

*so which one is right for you?*

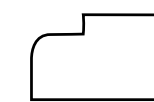
*our doors*

## Edge Mouldings

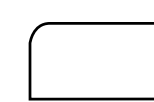
Moulding for the external edges of doors. ALL DOORS can be supplied in any selected Edge Moulding.



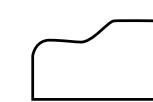
Square Edges -  
Sanded Edges



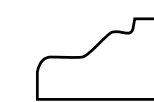
EM1 -  
Stepped Pencil



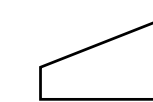
EM2 -  
Pencil Round  
Edges



EM3 -  
Small Edge  
Mould



EM4 -  
Large Edge  
Mould



EM5 -  
Large Chamfer

## Range of Door Profiles

*classic natural beauty*

A very classic range of solid timber doors. You can select any timber in any design of door. These shown are examples only. You can select an outside edge moulding as desired.

All doors are supplied RAW unless specified to be polished.



FTD 1 Profile



FTD 2 Profile



FTD 3 Profile



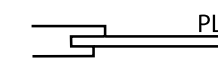
FTD 4 Profile



FTD 5 Profile



FTD 6 Profile



FTD 7 Profile



FTD 8 Profile



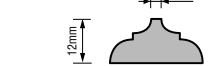
FTD 9 Profile



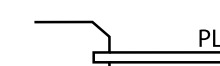
FTD 10 Profile



FTD 11 Profile



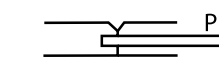
FTD 12 Profile



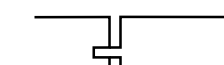
FTD 13 Profile



FTD 14 Profile



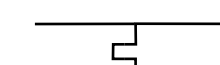
FTD 15 Profile



FTD 16 Profile



FTD 17 Profile



FTD 18 Profile



FTD 19 Profile



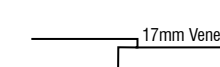
FTD 20 Profile



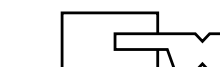
FTD 21 Profile



FTD 22 Profile



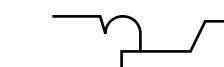
FTD 23 Profile



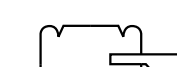
FTD 24 Profile



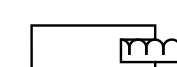
FTD 25 Profile



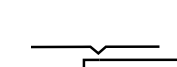
FTD 26 Profile



FTD 27 Profile



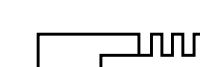
FTD 28 Profile



FTD 29 Profile



FTD 30 Profile



FTD 31 Profile



## Solid Timber Doors

### STYLE - FTD 1

Internally moulded with a traditional raised solid plaque  
Available in Square or Arch



**Above Example:** SQUARE  
**Timber:** Tasmanian Oak  
**Edging:** Square Edging



**Above Example:** ARCH  
**Timber:** Blackwood  
**Edging:** Pencil Round Edging

### STYLE - FTD 2

Internally moulded with a raised half round solid plaque  
Available in Square or Arch



**Above Example:** SQUARE  
**Timber:** American Oak  
**Edging:** Square Edging



**Above Example:** ARCH  
**Timber:** Sapele  
**Edging:** Pencil Round Edging

### STYLE - FTD 3

Internally moulded with a large bevel mould and raised solid plaque  
Available in Square or Arch



**Above Example:** SQUARE  
**Timber:** American White Ash  
**Edging:** Small Edge Mould



**Above Example:** ARCH  
**Timber:** Blackwood NFG  
**Edging:** Stepped Pencil Edges

### STYLE - FTD 4

Internally moulded with a solid groove in centre plaque  
Available in Square



**Above Example:** SQUARE  
**Timber:** Messmate  
**Edging:** Square Edging



## STYLE - FTD 14

Internally moulded with a soft curved raised solid plaque

Available in Square or Arch



**Above Example:**  
**Timber:** Messmate NFG  
**Edging:** Square Edging



**Above Example:**  
**Timber:** Makore  
**Edging:** Square Edging

## STYLE - FTD 16

Internal square edged frame with a solid flush panel

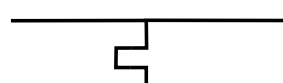
Available in Square



**FTD 16**  
**Above Example:**  
**Timber:** Messmate NFG  
**Edging:** Square Edging



**FTD 18**  
**Above Example:**  
**Timber:** Blackwood  
**Edging:** Pencil Round Edging



## STYLE - FTD 18

Solid timber frame with a flush solid panel

Available in Square

*Note: We do not take any GUARANTEE for any movement that may occur with this particular design of door.*

## STYLE - FTD 19

Internally moulded with a sharp raised modern solid profile

Internal mould is with DGI stiles and rails

Available in Square or Arch



**Above Example:**  
**Timber:** American Walnut  
**Edging:** Square Edging



**Above Example:**  
**Timber:** American Walnut  
**Edging:** Square Edging

## STYLE - FTD 20

Internally moulded with a sharp raised modern solid profile

Internal mould is with our standard stiles and rails

Available in Square or Arch



**Above Example:**  
**Timber:** Red Gum Select  
**Edging:** Square Edging



**Above Example:**  
**Timber:** Red Gum Select  
**Edging:** Square Edging

## STYLE - FTD 21

Internally moulded with a small soft raised solid plaque

Internal mould is with DAVO stiles and rails

Available in Square or Arch



**Above Example:**  
**Timber:** Makore  
**Edging:** Square Edging

**SQUARE**



**Above Example:**  
**Timber:** Tasmanian Oak  
**Edging:** Square Edging

**ARCH**

## STYLE - FTD 25

Internally moulded with a large bevel raised plaque

Available in Square or Arch



**Above Example:**  
**Timber:** Tasmanian Oak  
**Edging:** Square Edging

**SQUARE**



**Above Example:**  
**Timber:** New Guinea Rosewood  
**Edging:** Square Edging

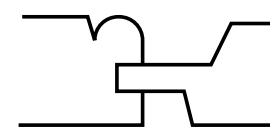
**ARCH**

## STYLE - FTD 26

Internally moulded with all corners mitred with a mortice and tennon join. A raised centre panel. A bead on the internal & external edges

(Can be ordered with any moulded panel)

Available in Square



**Above Example:**  
**Timber:** American Oak  
**Edging:** Beaded Edging

**SQUARE**

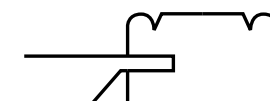
## STYLE - FTD 27

Internally moulded with all corners mitred with a mortice and tennon join

A bead on the internal & external edges

This style of door can have any moulded panel profile in the centre of door

Available in Square



**Above Example:**  
**Timber:** Tasmanian Oak  
**Edging:** Beaded Edging

**SQUARE**



## STYLE - FTD 28

Internal square edged frame with a 12mm diameter reeded centre panel

Available in Square



**Above Example:**  
**Timber:** Tasmanian Oak  
**Edging:** Square Edging

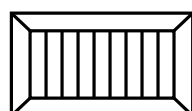
## STYLE - FTD 30

Internally all corners mitred with a 6mm diameter front edge. The centre panel consists of 12mm diameter reeds surrounded by 28 x 6mm timber beading

Available in Square



**FTD 30**  
**Above Example:**  
**Timber:** American Oak  
**Edging:** Beaded Edging



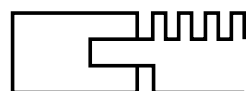
## STYLE - FTD 31

Internal square edged frame with a 10 x 10 dental mould panel.

Available in Square



**FTD 31**  
**Above Example:**  
**Timber:** Tasmanian Oak  
**Edging:** Square Edging



## Veneer Timber Door Profiles

contemporary simplicity

Our sleek and stylish range of timber veneer doors. All doors are supplied RAW unless specified to be polished. You can select any timber in any design of door. These shown are examples only.

You can select an outside edge moulding as desired.

## STYLE - FTD 6

Internally moulded with a 5.5mm veneer panel

Available in Square or Arch



**Above Example:**  
**Timber:** American Oak  
**Edging:** Square Edging




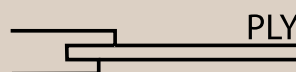
**Above Example:**  
**Timber:** American Oak  
**Edging:** Square Edging

## STYLE - FTD 7

Internal square edged frame with a 7mm set back and a 5.5mm veneer panel

Shaker Door

Available in Square or Arch



**Above Example:**  
**Timber:** Jarrah  
**Edging:** Square Edging



**Above Example:**  
**Timber:** Blackbutt  
**Edging:** Square Edging



## STYLE - FTD 13

Internal large bevel edged frame with a 5.5mm veneer panel

Available in Square or Arch



**Above Example:**  
**Timber:** Makore  
**Edging:** Square Edging

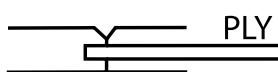


**Above Example:**  
**Timber:** Makore  
**Edging:** Square Edging

## STYLE - FTD 15

Internal small bevel edged frame with a 5.5mm veneer panel

Available in Square or Arch



**Above Example:**  
**Timber:** New Guinea Rosewood  
**Edging:** Square Edging

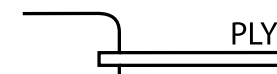


**Above Example:**  
**Timber:** New Guinea Rosewood  
**Edging:** Square Edging

## STYLE - FTD 17

Internally moulded with a soft curved raised solid plaque

Available in Square or Arch



**Above Example:**  
**Timber:** Blackbutt  
**Edging:** Square Edging



**Above Example:**  
**Timber:** Blackbutt  
**Edging:** Square Edging

## STYLE - FTD 23

Internal square edged frame with a 17mm veneer panel and a 20mm solid timber surround

Available in Square



**FTD23**  
**Above Example:**  
**Timber:** American Walnut  
**Edging:** Square Edging

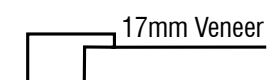


**FTD29**  
**Above Example:**  
**Timber:** Painted American Oak  
**Edging:** Square Edging

## STYLE - FTD 29

Similar to FTD 15 door with an internal small bevel edged frame with a 5.5mm veneer panel. Set back is 3mm from face. The bevel join is 2mm across, enough only to note the join.

Available in Square or Arch





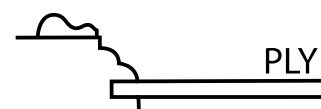
## Veneer with Bolection Timber Door Profiles

Our traditional and heritage range of timber veneer doors. All doors are supplied RAW unless specified to be polished. You can select any timber in any design of door.  
These shown are examples only. You can select an outside edge moulding as desired.

### STYLE - FTD 5

Internal DAVO stiles and rails mould with a 5.5mm veneer panel insert and a 22mm bolection mould on face of frame

Available in Square



**Above Example:** SQUARE  
**Timber:** Tasmanian Oak  
**Edging:** Square Edging

### STYLE - FTD 8

Internal square edged frame with a 5.5mm veneer panel insert, flush with a 22mm bolection mould

Available in Square



**Above Example:** SQUARE  
**Timber:** Jarrah  
**Edging:** Square Edging

### STYLE - FTD 22

Internal DAVO stiles and rails mould with a 5.5mm veneer panel and a 21mm farmhouse bolection mould on face of frame

Available in Square



**Above Example:** SQUARE  
**Timber:** Tasmanian Oak  
**Edging:** Square Edging

“Our inspiration is our passion for timber”



# Lining Board Timber Door Profiles

*classic charm*

Our Heritage range of Solid Timber Doors, characterised by a centre panel with intricately detailed woodwork. All doors are supplied RAW unless specified to be polished.

You can select any timber in any design of door. These shown are examples only. You can select an outside edge moulding as desired.

## STYLE - FTD 9

Internally moulded with a small bevel

Centre panel available in Regency or V-Groove

Available in Square or Arch



**Above Example:** SQUARE  
**Timber:** Blackwood with a V-Groove Centre  
**Edging:** Square Edging



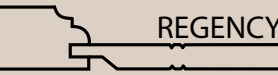
**Above Example:** ARCH  
**Timber:** Blackwood with a V-Groove Centre  
**Edging:** Square Edging

## STYLE - FTD 10

Internally moulded with our standard stiles and rails mould

Centre panel available in Regency or V-Groove

Available in Square or Arch



**Above Example:** SQUARE  
**Timber:** Tasmanian Oak with a V-Groove Centre  
**Edging:** Square Edging



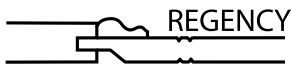
**Above Example:** ARCH  
**Timber:** Cambia with a Regency Groove Centre  
**Edging:** Pencil Round Edging

## STYLE - FTD 11

Internal square edged frame with a 22mm bolelection mould

Centre panel available in Regency or V-Groove

Available in Square



**Above Example:** SQUARE  
**Timber:** Baltic Pine with a Regency Groove Centre  
**Edging:** Square Edging

## STYLE - FTD 24

Internal square edged frame, 7mm set back with a lining board centre panel. Regency or V-Groove.

Square or Arch



**Above Example:** SQUARE  
**Timber:** Spotted Gum with a V-Groove Centre  
**Edging:** Square Edging

## Frame Only Door Profiles

*Relaxed luxurious feel in the kitchen*

Traditional or Contemporary, glass cabinet doors have their place in the kitchen design.

All doors are supplied RAW unless specified to be polished.

You can select any timber in any design of door. These shown are examples only. You can select an outside edge moulding as desired.

### STYLE - FTD 1

#### Frame Only Doors

Available in most profiles

Available in Square or Arch



Above Example:

**SQUARE**

**Timber:** American Oak

**Edging:** Square Edging

### STYLE - FTD 7

#### Frame Only Doors

Available in most profiles

Available in Square or Arch



Above Example:

**SQUARE**

**Timber:** American Oak

**Edging:** Square Edging



*our doors*

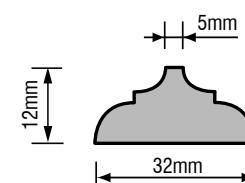
### STYLE - FTD 12

#### Colonial Bar Doors

Bolection Mould Doors:  
FTD 5, FTD 8, FTD 11 & FTD 22  
will be made as a Colonial  
Bar Mould

Rebate: 13mm Available in  
sections 4,6 or 8

Available in Square or Arch



Above Example:

**SQUARE**

**Timber:** Blackwood

**Edging:** Square Edging



# Finer's Unique Range of Doors

This range was created to display the latest trends and colours to help you select that ideal cabinetry door for that designer look you have always wanted.

The design and colours of these doors are well suited for the most popular styles; including the Modern Contemporary, The Hampton's Inspired, The Provincial Elegance with that touch of Modern Heritage.

**All doors are available in any desired colour and in a full range of gloss finishes.**

**All of these designs can be made with your choice of any colour.**

## Darker Palette Range

This darker palette range introduces a sleek look of doors in colours of deep charcoal's through to dark matt black tones and even that pop of the colour blue.

You can select an outside edge mould as desired.

### STYLE - FTD 6

MDF - Paint: Dulux Domino  
2 Pack - Matt

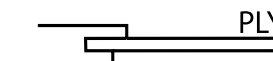
Available in Square or Arch



### STYLE - FTD 7

MDF - Paint: Dulux Black  
2 Pack - Matt

Available in Square or Arch



# Finer's Unique Range of Doors

This range was created to display the latest trends and colours to help you select that ideal cabinetry door for that designer look you have always wanted.

The design and colours of these doors are well suited for the most popular styles; including the Modern Contemporary, The Hampton's Inspired, The Provincial Elegance with that touch of Modern Heritage.

**All doors are available in any desired colour and in a full range of gloss finishes.**  
**All of these designs can be made with your choice of any colour.**

*our doors*

## Darker Palette Range


This darker palette range introduces a sleek look of doors in colours of deep charcoal's through to dark matt black tones and even that pop of the colour blue.

You can select an outside edge mould as desired.

### STYLE - FTD 6

MDF - Paint: Dulux Domino  
2 Pack - Matt

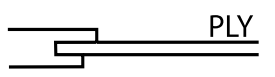
Available in Square or Arch



FTD 6



FTD 7



### STYLE - FTD 7

MDF - Paint: Dulux Black  
2 Pack - Matt

Available in Square or Arch

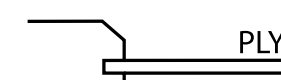
### STYLE - FTD 13

MDF - Paint: Dulux  
Passionate Blue  
2 Pack - Satin


Available in Square or Arch



FTD 13



FTD 15



### STYLE - FTD 15

MDF - Paint: Dulux Marais  
2 Pack - Matt

Available in Square or Arch



## STYLE - FTD 22

MDF - Paint: Dulux  
Western Myall  
2 Pack - Matt

Available in Square



## STYLE - FTD 27

MDF - Paint: Dulux Klavier  
2 Pack - Matt

Available in Square



## Stained American Oak Doors

Explore the captivating beauty of our contemporary stained American Oak collection, offering just a glimpse into the truly stunning nature of these doors.

The exquisite stains artfully highlight the robust and distinct grain of American oak, creating a visual masterpiece that is both modern and timeless.

## STYLE - FTD 6

Available in Square or Arch  
American Oak - Stain:  
Finer Walnut - 10% Matt



## STYLE - FTD 8

Available in Square  
American Oak - Stain:  
Finer Walnut - 30% Satin



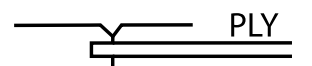
## STYLE - FTD 13

Available in Square or Arch  
American Oak - Stain:  
Finer Mountain Spotted Gum  
10% Matt



## STYLE - FTD 15

Available in Square or Arch  
American Oak - Stain:  
Finer Old Brown Mahogany -  
10% Matt



STYLE - FTD 17

Available in Square or Arch  
American Oak - Stain:  
Finer Black - 10% Matt





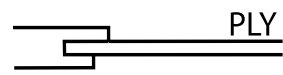
## Simply White Range

No matter what your style is, white doors for your kitchen or space is timeless - both classic and on trend.

Creating a beautiful white kitchen allows the perfect backdrop to bring in colour and texture with accessories. This white palette range introduces a sleek look of doors in colours of beautiful whites.

### STYLE - FTD 7

Available in Square or Arch  
MDF - Paint: Dulux Lexicon  
Half - Satin



FTD 7



FTD 8

### STYLE - FTD 8

Available in Square  
MDF - Paint: Dulux Natural  
White - Satin



FTD 17



FTD 22

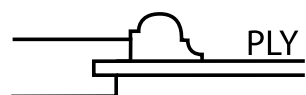
### STYLE - FTD 17

Available in Square or Arch  
MDF - Paint: Dulux Casper  
White Quarter - Satin



### STYLE - FTD 22

Available in Square  
American Oak - Paint: Dulux  
Natural White - 10% Matt -  
Exposed Grain



### STYLE - FTD 27

Available in Square  
MDF - Paint: Dulux Vivid  
White - Matt



FTD 27



# Custom-Crafted Timber Benchtops for your Kitchen and Bathroom

Benchtops: Immersive Beauty Tailored to Your Style.

Immerse yourself in the inviting warmth, captivating charm, and enduring elegance of our Solid Timber Benchtops. These custom-crafted masterpieces effortlessly create an organic ambience in your kitchen or bathroom, reflecting your refined lifestyle and personal taste.

## YOUR LIFESTYLE EMBODIED IN TIMBER

Our Solid Timber Benchtops go beyond their functional purpose; they become a true embodiment of your lifestyle. As the centrepiece of your kitchen, bathroom, office or laundry, these benchtops seamlessly integrate into your daily life. Visit our showroom to explore the tactile and visual allure of our range, ensuring your final choice resonates with your aesthetic preferences, lifestyle and the character of your home.

## THE ART OF CRAFTSMANSHIP

Craftsmanship lies at the heart of our work. With a deep understanding of timber and an unwavering commitment to quality, our seasoned experts guide you through the entire process—from colour selection to the final polish. We ensure that your Solid Timber Benchtop becomes a masterpiece that combines exceptional craftsmanship and timeless style.

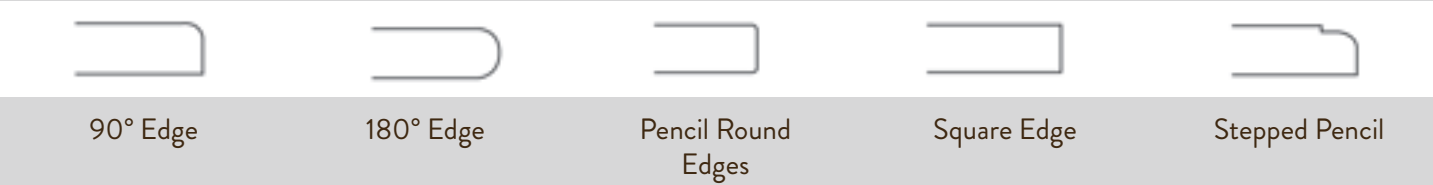
## TRANSFORMATIVE INTERIORS, UNFORGETTABLE STATEMENTS

Our comprehensive service goes above and beyond. We offer bespoke edging, joining, cut-outs, polishing and staining, ensuring that your benchtop not only fits your home but transforms it into an unforgettable statement. Discover the transformative power of a Finer Timber Doors & Joinery benchtop and experience the remarkable difference it can make in your kitchen.

## Benchtop Profiles

*All our benchtops are manufactured from sustainable sourced timbers*

Your taste and requirements are unique, which is why we offer a range of edging profiles to choose from. However, if you have a special mould or unique design in mind, please let us know. We have the expertise to create the perfect finish that is tailored to your style and preference, adding a distinctive touch to your kitchen.



## THICKNESS OPTIONS

### 32MM THICK BENCHTOPS



32mm Thick  
Square Edges  
Timber shown: Tasmanian Oak



32mm Thick  
3mm Pencil Round Edges top and bottom edges  
Timber shown: Tasmanian Oak

### 38MM THICK BENCHTOPS



38mm Thick  
Square Edges  
Timber shown: Messmate NFG



## SPECIAL TYPES OF THICKNESSES

Edging:  
With a decorative edge

A French Provincial & Hampton's style top are beautifully designed, adding warmth and an elegant touch to your home.







# Solid Timber

Bespoke manufacturers of solid timber products

Solid Timber

Discover the finest timber solutions at Finer Timber Doors & Joinery. Explore our extensive range of rough-sawn, dressed all round, or finish-sanded timber, catering to diverse projects.

From small-scale DIY to large-scale constructions, find the perfect size and common timbers in our well-stocked inventory. Elevate your projects with our meticulously crafted and versatile timber options. Choose quality, choose Finer Timber.



### Our Common Sizes Include

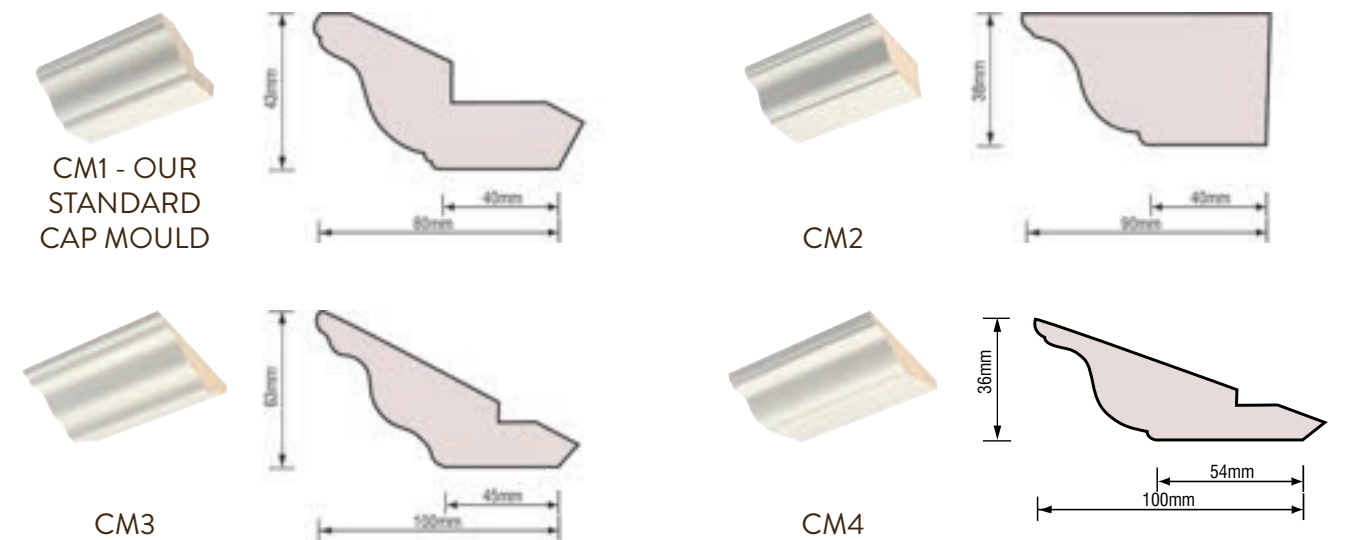
40 x 20	140 x 20
70 x 20	165 x 20
90 x 20	190 x 20
120 x 20	
40 x 32	140 x 32
70 x 32	165 x 32
90 x 32	190 x 32
120 x 32	
40 x 45	140 x 45
70 x 45	165 x 45
90 x 45	190 x 45
120 x 45	

moulding

## Cap Mouldings

We stock our range of decorative cap mouldings that are available in the most common of timber species. We can machine in any timber that is available upon order.

If you have a particular cap mould to suit your style, we can create your custom moulding and make it to your requirements. We manufacture several common designs of cap moulding profiles.



## Skirting & Decorative Mouldings

A decorative skirting to finish your room with style!

We can create the ultimate finish to your home, by providing you with a beautiful colonial decorative finish. These mouldings can be used as a skirting mould where the wall meets the floor or as a decorative trim around frames and windows, architraves, dado mouldings, mantle pieces and more.

We also can produce general purpose mouldings, that include edging and quad moulds that can be made in a variety of decorative configurations and in a number of many different sizes.

### Features

- » Available in any timber available
- » All solid timber - strong and durable
- » Supplied as a RAW finish (unless specified)
- » Easy to work with
- » Indoor Use

one profile, many sizes



# skirting & decorative mouldings

SK1 - Skirting Mould 1 (standard)



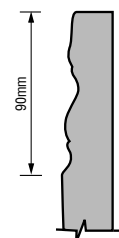
- » Available in 70mm - 140mm wide x 20mm thick
- » Can be run in timber or MDF
- » Lengths depending on timber availability



SK2 - Skirting Mould 2



- » Available in 110 - 190mm wide x 20mm thick
- » Can be run in timber or MDF
- » Lengths depending on timber availability

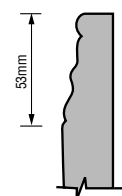


DM1 - Decorative Mould



*"Bringing a natural warmth & sophistication to your space."*

- » Available in 70-190mm wide x 20mm thick
- » Can be run in timber or MDF
- » Lengths depending on timber availability



## Bolection Mouldings/Insert Mouldings

These Bolection Moulds are commonly used to frame insert panels or creating mock panels by fixing them onto the wall.

Available in many timber species. Our two sizes are 22mm which is our standard size Bolection Mould and we have a 32mm standard, 32mm Tudor Mould or a 21mm farmhouse mould.


If you have a particular accessory mould in mind, or you cannot find the exact match to your existing profile, we can make it for you!

Our Doors FTD 5, FTD 8, FTD 11 have our 22mm mould. Can be ordered with a 32mm Mould on request.

22mm Bolection Mould



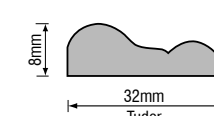
Size: 22 x 8  
Thickness:  
one size only



32mm Tudor Mould



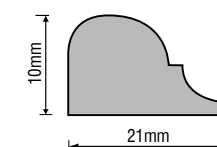
Size: 32 x 8  
Thickness:  
one size only



21mm Farmhouse Mould



Size: 21 x 10  
Thickness:  
one size only





# Front & Internal Doors

*"We know & love Timber"*

Front doors...  
can create the ultimate  
first impression...

Hand crafted to the  
finest quality!

Our Doors are custom made to your measurements  
and choice of any size, style and timber.

Our experienced team will help provide the  
recommend choice of timber for your front door.

Our solid timber doors are made from a range of  
timbers that are sustainably sourced and designed  
for strength, durability and weather resistance.

We can manufacture the right design combinations  
for your project, including:

Modern & Contemporary – “modern simplicity”

Traditional & Heritage – “continue to impress”

French & Hamptons – “elegant & classy”

Bespoke Designs, including barn style doors.



All our doors we manufacture  
are Australian made.



We Supply Only.  
No Hardware or Installation.



# Custom Joinery



**Bespoke manufactures of solid timber products.**  
**Our passion is TIMBER... but not only for doors & benchtops!**

We love providing doors & benchtops and have a real passion for producing custom joinery for walk in pantries, bathrooms, walk in robes, laundries, mantle pieces, libraries, desks, bookcases, commercial joinery and more.

In fact, we have over 20 years experience, producing high quality custom timber joinery while

manufacturing designs to accommodate all types of tastes! Our quality craftsmanship and experienced staff can create amazing timber pieces whilst meeting your budget and personal taste.

Being custom-made, we can add your desired detail to your piece to help enhance personality to your home.





# Timber Veneer & Plywood

*Timber Veneer is thin slices of timber that are generally glued onto core panels, called substrates to create flat sheets. These sheets are then used to manufacture doors, cabinets, wall panels & joinery.*

## Choosing Timber Veneer

There are many factors to consider when choosing the perfect timber veneer for your project!

### Appearance

We supply an extensive collection of the best available colour, grain, texture and uniformity.

### Colour

We have a comprehensive range of species that is available to select from. Each timber species has its unique characteristics.

### Source

Our supplier, sources both local and international veneer to ensure we have the unique natural beauty of real timber.

### Cut to Size

Our standard veneer sheets come in 2400 x 1200 x 19mm thick. We cut and edge to any size required. Larger sheets can be ordered at your request, however please be aware there will be longer waiting times.

We cut to size any veneer of your choice, including reconstituted veneers. Unlike natural timber veneers, recon veneers are free from imperfections such as knots, splits and holes. Reconstituted veneers are consistent in colour, pattern and grain. This makes them ideal for covering large areas such as doors, wall panels and cabinetry.

### Colour Match

We offer the service of colour matching to your doors.

### Important

Be sure your Timber Veneer is away from exposure to moisture & direct heat.





# 2 Pack Clear - Polyurethane Coatings

The perfect clear finish.

Here at Finer Timber Doors & Joinery, we take the time to understand what the client is wanting to achieve, while recommending the perfect clear finish to suit your project.

A two-pack polyurethane finish, forms an impenetrable protective film over the surface of the timber, giving it a higher level of protection and, therefore more durable while requiring less maintenance than an oiled timber product.

We only use Ilva Polimeri Coatings, which is one of the largest timber coatings manufacturers in Europe and in the world producing only premium quality!

## A variety of finishes available

We only recommend a Two Pack Finish.

Matt: 0%, 10%

Semi Gloss: 60%

Satin: 30%

Gloss: 80%

*\* We can match any existing gloss level. This product produces a hard surface top coat with excellent results. Outstanding versatility and exceptional chemical and physical resistance. Exceptional results leaving top coats unaltered.*

## Recommended Finishes

Ilva - A polyurethane clear two pack finish which is very hard wearing, with exceptional chemical and abrasion resistance to really preserve your benchtop.

Exceptional sealing is essential to prevent an abrupt and excessive moisture movement to and from the timber. Benchtops must be envelope sealed ie. top, bottom, edges and ends. Pay particular attention to the inside of cut-outs, especially the end grain.

Timber is a natural product, therefore will expand and contract. Movement is quite normal, usually being only minimal.

FSC - Approved.



timber stains

## Timber Colour Stains


Our timber colour stains are used to improve the appearance of timber.

Our range includes a comprehensive selection of colours and shades that offer exquisite transparency and colour on all our timber products.

Our experienced polisher can Match & Mix to any desired colour!  
Some examples of our more common colour stains:




Finer Acacia



Finer Dark Pewter



Finer Walnut




Finer #43



Finer Black



Finer Forest Oak



Finer ICF Mocha



Finer #66




Finer Julian Barlow  
Elm



Finer Mountain  
Spotted Gum



Finer Mahogany



Finer Old Brown  
Mahogany



Finer Perforated  
Gold Core




Finer Natural  
Burnt Oak



Finer Eucalyptus




Finer Xilo White



Finer Daintree



Finer Davis Oak



Finer Blackbutt



Finer Davis Walnut

# 2 Pack Paint

Let us transform your project into something brilliant!  
We only use a 2 pack paint with a high quality finish everytime.

We offer kitchen companies, cabinet makers, builders & home renovators and more a professional 2 pack paint application.

We take the time to understand what the client is wanting to achieve, while we recommend the perfect finish.

No job is ever too small or too big!

We are committed to finishing your job on time and within budget!

## Colours and Finishes




2 Pack allows you the freedom of selecting any colour available – our clients use Dulux's vast selection to find the exact tint they prefer.

2 Pack is also available in several finishes: matt, satin, semi-gloss, full gloss, textured and metallic gloss.

*all our work is guaranteed*

*\* 2 Pack offers a hard and durable finish making it less prone to scratches and wear. Smooth feel and appearance with a resistant to abrasion. Low maintenance option that will last you for a very long time. A 2 Pack finish will not peel off, nor will it show edging. Two Pack also offers you the luxury of being able to replace a single door should any damage ever occur, whereas most laminates and vinyls do not. Extensive colour range and colour accuracy. We can match any existing colour and gloss level.*



The style of doors shown:  
FTD 27 Square  
Paint: Dulux - Natural White  
- Satin



The style of doors shown:  
FTD 8 Square  
Paint: Dulux - Natural White  
- Satin









Factory 1-2, 2 Nicole Close, Bayswater North, VIC 3153

P : 03 9761 6939 | F : 03 9761 6949

w: [www.finertimberdoors.com.au](http://www.finertimberdoors.com.au)

e : [enquiries@finertimberdoors.com.au](mailto:enquiries@finertimberdoors.com.au)

“OUR INSPIRATION IS OUR *passion* FOR TIMBER”